

RE RE34 Dortmund-Siegerland - Express



und zurück

Anschlüsse siehe Haltestellenverzeichnis/Linienplan
Fahrradmitnahme begrenzt möglich

DB
RE34
Dortmund - Witten - Hagen - Leimathe -
Finnentrop - Kreuztal - Siegen
und zurück

RE
RE34

RE **RE34**

montags bis freitags



| Haltestellen | | Abfahrtszeiten | | | | | | | | | |
|---------------------------|----|----------------|------|-------|-------|-------|-------|-------|-------|-------|-------|
| Dortmund Hbf | ab | 5.59 | 7.59 | 9.59 | 11.59 | 13.59 | 15.59 | 17.59 | 19.59 | 21.59 | |
| Witten Hbf | an | 6.09 | 8.09 | 10.09 | 12.09 | 14.09 | 16.09 | 18.09 | 20.09 | 22.09 | |
| Witten Hbf | ab | 6.10 | 8.10 | 10.10 | 12.10 | 14.10 | 16.10 | 18.10 | 20.10 | 22.10 | |
| Hagen Hauptbahnhof | ab | 4.14 | | | | | | | | | |
| Hagen Hohenlimburg Bf | ab | 25 | 6.31 | 8.31 | 10.31 | 12.31 | 14.31 | 16.31 | 18.31 | 20.31 | 22.31 |
| Letmathe | an | 4.29 | 6.35 | 8.35 | 10.35 | 12.35 | 14.35 | 16.35 | 18.35 | 20.35 | 22.35 |
| Letmathe | ab | 4.30 | 6.36 | 8.36 | 10.36 | 12.36 | 14.36 | 16.36 | 18.36 | 20.36 | 22.36 |
| Altena (Westf) | | 38 | 44 | 44 | 44 | 44 | 44 | 44 | 44 | 44 | 44 |
| Werdohl | | 46 | 52 | 52 | 52 | 52 | 52 | 52 | 52 | 52 | 52 |
| Plettenberg | | 54 | 7.00 | 9.00 | 11.00 | 13.00 | 15.00 | 17.00 | 19.00 | 21.00 | 23.00 |
| Finnentrop | an | 5.03 | 7.09 | 9.09 | 11.09 | 13.09 | 15.09 | 17.09 | 19.09 | 21.09 | 23.09 |
| Finnentrop | ab | 5.04 | 7.10 | 9.10 | 11.10 | 13.10 | 15.10 | 17.10 | 19.10 | 21.10 | 23.10 |
| LenneStadt Grevenbrück Bf | | 08 | 7.15 | 9.15 | 11.15 | 13.15 | 15.15 | 17.15 | 19.15 | 21.15 | 15 |
| LenneStadt-Meggen | | 13 | | | | | | | | | 19 |
| LenneStadt-Altenhundem | | 16 | 7.22 | 9.22 | 11.22 | 13.21 | 15.21 | 17.21 | 19.21 | 21.21 | 22 |
| Kirchhundem | | 19 | | | | | | | | | 23 |
| Welschen Ennest Bf | | 27 | 7.32 | 9.32 | 11.32 | 13.32 | 15.32 | 17.32 | 19.32 | 21.32 | 33 |
| Kreuztal-Littfeld Bf | | 31 | | | | | | | | | 37 |
| Kreuztal-Eichen Bf | | 35 | | | | | | | | | 41 |
| Kreuztal (Bstg 2) | an | 5.38 | 7.40 | 9.40 | 11.40 | 13.40 | 15.40 | 17.40 | 19.40 | 21.40 | 23.44 |
| Kreuztal (Bstg 2) | ab | 5.39 | 7.41 | 9.41 | 11.41 | 13.41 | 15.41 | 17.41 | 19.41 | 21.41 | 23.45 |
| Siegen-Geisweid Bf | | 43 | | | | | | | | | 49 |
| Siegen-Weidenau | | 46 | 7.46 | 9.46 | 11.46 | 13.46 | 15.46 | 17.46 | 19.46 | 21.46 | 52 |
| Siegen | an | 5.50 | 7.50 | 9.50 | 11.50 | 13.50 | 15.50 | 17.50 | 19.50 | 21.50 | 23.56 |

RE34Dortmund - Witten - Hagen - Letmathe -
Finnentrop - Kreuztal - Siegen**RE34****RE**

RE **RE34**

samstags

sonn- und feiertags







| Haltestellen | | Abfahrtszeiten | | | | | | | | | | | | | | | | | | |
|--|----|----------------|------|-------|-------|-------|-------|-------|-------|-------|------|------|-------|-------|-------|-------|-------|-------|-------|--|
| Dortmund Hbf | ab | 5.59 | 7.59 | 9.59 | 11.59 | 13.59 | 15.59 | 17.59 | 19.59 | 21.59 | 5.59 | 7.59 | 9.59 | 11.59 | 13.59 | 15.59 | 17.59 | 19.59 | 21.59 | |
| Witten Hbf | an | 6.09 | 8.09 | 10.09 | 12.09 | 14.09 | 16.09 | 18.09 | 20.09 | 22.09 | 6.09 | 8.09 | 10.09 | 12.09 | 14.09 | 16.09 | 18.09 | 20.09 | 22.09 | |
| Witten Hbf | ab | 6.10 | 8.10 | 10.10 | 12.10 | 14.10 | 16.10 | 18.10 | 20.10 | 22.10 | 6.10 | 8.10 | 10.10 | 12.10 | 14.10 | 16.10 | 18.10 | 20.10 | 22.10 | |
| Hagen Hauptbahnhof | ab | | | | | | | | | | | | | | | | | | | |
| Hagen Hohenlimburg Bf | ab | 6.31 | 8.31 | 10.31 | 12.31 | 14.31 | 16.31 | 18.31 | 20.31 | 22.31 | 6.31 | 8.31 | 10.31 | 12.31 | 14.31 | 16.31 | 18.31 | 20.31 | 22.31 | |
| Letmathe | an | 6.35 | 8.35 | 10.35 | 12.35 | 14.35 | 16.35 | 18.35 | 20.35 | 22.35 | 6.35 | 8.35 | 10.35 | 12.35 | 14.35 | 16.35 | 18.35 | 20.35 | 22.35 | |
| Letmathe | ab | 6.36 | 8.36 | 10.36 | 12.36 | 14.36 | 16.36 | 18.36 | 20.36 | 22.36 | 6.36 | 8.36 | 10.36 | 12.36 | 14.36 | 16.36 | 18.36 | 20.36 | 22.36 | |
| Altena (Westf) | | 44 | 44 | 44 | 44 | 44 | 44 | 44 | 44 | 44 | 44 | 44 | 44 | 44 | 44 | 44 | 44 | 44 | 44 | |
| Werdohl | | 52 | 52 | 52 | 52 | 52 | 52 | 52 | 52 | 52 | 52 | 52 | 52 | 52 | 52 | 52 | 52 | 52 | 52 | |
| Plettenberg | | 7.00 | 9.00 | 11.00 | 13.00 | 15.00 | 17.00 | 19.00 | 21.00 | 23.00 | 7.00 | 9.00 | 11.00 | 13.00 | 15.00 | 17.00 | 19.00 | 21.00 | 23.00 | |
| Finnentrop | an | 7.09 | 9.09 | 11.09 | 13.09 | 15.09 | 17.09 | 19.09 | 21.09 | 23.09 | 7.09 | 9.09 | 11.09 | 13.09 | 15.09 | 17.09 | 19.09 | 21.09 | 23.09 | |
| Finnentrop | ab | 7.10 | 9.10 | 11.10 | 13.10 | 15.10 | 17.10 | 19.10 | 21.10 | 23.10 | 7.10 | 9.10 | 11.10 | 13.10 | 15.10 | 17.10 | 19.10 | 21.10 | 23.10 | |
| Lenne st adt Grevenbrück Bf | | 7.15 | 9.15 | 11.15 | 13.15 | 15.15 | 17.15 | 19.15 | 21.15 | 15 | 7.15 | 9.15 | 11.15 | 13.15 | 15.15 | 17.15 | 19.15 | 21.15 | 15 | |
| Lenne st adt-Meggen | | | | | | | | | | 19 | | | | | | | | | 19 | |
| Lenne st adt-Altenhundem | | 7.22 | 9.22 | 11.22 | 13.21 | 15.21 | 17.21 | 19.21 | 21.21 | 22 | 7.22 | 9.22 | 11.22 | 13.21 | 15.21 | 17.21 | 19.21 | 21.21 | 22 | |
| Kirchhundem | | | | | | | | | | 23 | | | | | | | | | 23 | |
| Welschen Ennest Bf | | 7.32 | 9.32 | 11.32 | 13.32 | 15.32 | 17.32 | 19.32 | 21.32 | 33 | 7.32 | 9.32 | 11.32 | 13.32 | 15.32 | 17.32 | 19.32 | 21.32 | 33 | |
| Kreuztal-Littfeld Bf | | | | | | | | | | 37 | | | | | | | | | 37 | |
| Kreuztal-Eichen Bf | | | | | | | | | | 41 | | | | | | | | | 41 | |
| Kreuztal (Bstg 2) | an | 7.40 | 9.40 | 11.40 | 13.40 | 15.40 | 17.40 | 19.40 | 21.40 | 23.44 | 7.40 | 9.40 | 11.40 | 13.40 | 15.40 | 17.40 | 19.40 | 21.40 | 23.44 | |
| Kreuztal (Bstg 2) | ab | 7.41 | 9.41 | 11.41 | 13.41 | 15.41 | 17.41 | 19.41 | 21.41 | 23.45 | 7.41 | 9.41 | 11.41 | 13.41 | 15.41 | 17.41 | 19.41 | 21.41 | 23.45 | |
| Siegen-Geisweid Bf | | | | | | | | | | 49 | | | | | | | | | 49 | |
| Siegen-Weidenau | | 7.46 | 9.46 | 11.46 | 13.46 | 15.46 | 17.46 | 19.46 | 21.46 | 52 | 7.46 | 9.46 | 11.46 | 13.46 | 15.46 | 17.46 | 19.46 | 21.46 | 52 | |
| Siegen | an | 7.50 | 9.50 | 11.50 | 13.50 | 15.50 | 17.50 | 19.50 | 21.50 | 23.56 | 7.50 | 9.50 | 11.50 | 13.50 | 15.50 | 17.50 | 19.50 | 21.50 | 23.56 | |

RE34Dortmund - Witten - Hagen - Letmathe -
Finnentrop - Kreuztal - Siegen**RE34****RE**

RE RE34

montags bis freitags

| Haltestellen | | Abfahrtszeiten | | | | | | | | | | |
|---|----|----------------|------|------|-------|-------|-------|-------|-------|-------|-------|-------|
| | | 07 76 | | | | | | | | | | |
| Siegen | ab | 4.01 | 6.08 | 8.08 | 10.08 | 12.08 | 14.08 | 16.08 | 18.08 | 20.08 | 22.08 | 22.08 |
| Siegen-Weidenau | | 05 | 6.12 | 8.12 | 10.12 | 12.12 | 14.12 | 16.12 | 18.12 | 20.12 | 22.12 | 22.12 |
| Siegen-Geisweid Bf | | 08 | | | | | | | | | | |
| Kreuztal | | 12 | 6.18 | 8.18 | 10.18 | 12.18 | 14.18 | 16.18 | 18.18 | 20.18 | 22.18 | 22.18 |
| Kreuztal-Eichen Bf | | 15 | | | | | | | | | | |
| Kreuztal-Littfeld Bf | | 19 | | | | | | | | | | |
| Welschen Ennest Bf | | 24 | 6.26 | 8.26 | 10.26 | 12.26 | 14.26 | 16.26 | 18.26 | 20.26 | 22.26 | 22.26 |
| Kirchhundem | | 31 | | | | | | | | | | |
| LenneStadt-Altenhundem | | 35 | 6.36 | 8.36 | 10.36 | 12.36 | 14.36 | 16.36 | 18.36 | 20.36 | 22.36 | 22.36 |
| LenneStadt-Meggen | | 38 | | | | | | | | | | |
| LenneStadt Grevenbrück Bf | | 42 | 6.42 | 8.42 | 10.42 | 12.42 | 14.42 | 16.42 | 18.42 | 20.42 | 22.42 | 22.42 |
| Finnentrop | an | 4.47 | 6.47 | 8.47 | 10.47 | 12.47 | 14.47 | 16.47 | 18.47 | 20.47 | 22.47 | 22.47 |
| Finnentrop | ab | 4.48 | 6.48 | 8.48 | 10.48 | 12.48 | 14.48 | 16.48 | 18.48 | 20.48 | 22.48 | 22.48 |
| Plettenberg | | 58 | 58 | 58 | 58 | 58 | 58 | 58 | 58 | 58 | 58 | 58 |
| Werdohl | | 5.05 | 7.05 | 9.05 | 11.05 | 13.05 | 15.05 | 17.05 | 19.05 | 21.05 | 23.05 | 23.05 |
| Altena (Westf) | | 13 | 13 | 13 | 13 | 13 | 13 | 13 | 13 | 13 | 13 | 13 |
| Letmathe | an | 5.22 | 7.22 | 9.22 | 11.22 | 13.22 | 15.22 | 17.22 | 19.22 | 21.22 | 23.22 | 23.22 |
| Letmathe | ab | 5.23 | 7.23 | 9.23 | 11.23 | 13.23 | 15.23 | 17.23 | 19.23 | 21.23 | 23.23 | 23.23 |
| Hagen Hohenlimburg Bf   | | 5.27 | 7.27 | 9.27 | 11.27 | 13.27 | 15.27 | 17.27 | 19.27 | 21.27 | 23.27 | 23.27 |
| Hagen Hauptbahnhof   | an | | | | | | | | | 23.39 | | |
| Witten Hbf | an | 5.48 | 7.48 | 9.48 | 11.48 | 13.48 | 15.48 | 17.48 | 19.48 | 21.48 | | 23.48 |
| Witten Hbf | ab | 5.49 | 7.49 | 9.49 | 11.49 | 13.49 | 15.49 | 17.49 | 19.49 | 21.49 | | 23.49 |
| Dortmund Hbf | an | 5.59 | 7.59 | 9.59 | 11.59 | 13.59 | 15.59 | 17.59 | 19.59 | 21.59 | | 23.59 |

07 = nur sonntags bis donnerstags 76 = Freitag, Samstag und vor Feiertagen

RE34







Siegen - Finnentrop/Iserlohn - Letmathe - Hagen - Witten - Dortmund -

RE34

RE

RE **RE34**

samstags

| Haltestellen | | Abfahrtszeiten | | | | | | | | | |
|---|----|----------------|------|------|-------|-------|-------|-------|-------|-------|-------|
| | | ↩ | | | | | | | | | |
| | | 73 | | | | | | | | | |
| Siegen | ab | 4.01 | 6.08 | 8.08 | 10.08 | 12.08 | 14.08 | 16.08 | 18.08 | 20.08 | 22.08 |
| Siegen-Weidenau | | 05 | 6.12 | 8.12 | 10.12 | 12.12 | 14.12 | 16.12 | 18.12 | 20.12 | 22.12 |
| Siegen-Geisweid Bf | | 08 | | | | | | | | | |
| Kreuztal | | 12 | 6.18 | 8.18 | 10.18 | 12.18 | 14.18 | 16.18 | 18.18 | 20.18 | 22.18 |
| Kreuztal-Eichen Bf | | 15 | | | | | | | | | |
| Kreuztal-Littfeld Bf | | 19 | | | | | | | | | |
| Welschen Ennest Bf | | 24 | 6.26 | 8.26 | 10.26 | 12.26 | 14.26 | 16.26 | 18.26 | 20.26 | 22.26 |
| Kirchhundem | | 31 | | | | | | | | | |
| LenneStadt-Altenhundem | | 35 | 6.36 | 8.36 | 10.36 | 12.36 | 14.36 | 16.36 | 18.36 | 20.36 | 22.36 |
| LenneStadt-Meggen | | 38 | | | | | | | | | |
| LenneStadt Grevenbrück Bf | | 42 | 6.42 | 8.42 | 10.42 | 12.42 | 14.42 | 16.42 | 18.42 | 20.42 | 22.42 |
| Finnentrop | an | 4.47 | 6.47 | 8.47 | 10.47 | 12.47 | 14.47 | 16.47 | 18.47 | 20.47 | 22.47 |
| Finnentrop | ab | 4.48 | 6.48 | 8.48 | 10.48 | 12.48 | 14.48 | 16.48 | 18.48 | 20.48 | 22.48 |
| Plettenberg | | 58 | 58 | 58 | 58 | 58 | 58 | 58 | 58 | 58 | 58 |
| Werdohl | | 5.05 | 7.05 | 9.05 | 11.05 | 13.05 | 15.05 | 17.05 | 19.05 | 21.05 | 23.05 |
| Altena (Westf) | | 13 | 13 | 13 | 13 | 13 | 13 | 13 | 13 | 13 | 13 |
| Letmathe | an | 5.22 | 7.22 | 9.22 | 11.22 | 13.22 | 15.22 | 17.22 | 19.22 | 21.22 | 23.22 |
| Letmathe | ab | 5.23 | 7.23 | 9.23 | 11.23 | 13.23 | 15.23 | 17.23 | 19.23 | 21.23 | 23.23 |
| Hagen Hohenlimburg Bf   | | 5.27 | 7.27 | 9.27 | 11.27 | 13.27 | 15.27 | 17.27 | 19.27 | 21.27 | 23.27 |
| Hagen Hauptbahnhof   | an | | | | | | | | | | |
| Witten Hbf | an | 5.48 | 7.48 | 9.48 | 11.48 | 13.48 | 15.48 | 17.48 | 19.48 | 21.48 | 23.48 |
| Witten Hbf | ab | 5.49 | 7.49 | 9.49 | 11.49 | 13.49 | 15.49 | 17.49 | 19.49 | 21.49 | 23.49 |
| Dortmund Hbf | an | 5.59 | 7.59 | 9.59 | 11.59 | 13.59 | 15.59 | 17.59 | 19.59 | 21.59 | 23.59 |

73 = Freitag, Samstag und vor Feiertagen

RE34Siegen - Finnentrop/Iserlohn - Letmathe -
Hagen - Witten - Dortmund -**RE34****RE**

RE **RE34**

sonn- und feiertags



| Haltestellen | | Abfahrtszeiten | | | | | | | | | |
|---------------------------|----|----------------|------|-------|-------|-------|-------|-------|-------|-------|-------|
| | | 07 73 | | | | | | | | | |
| Siegen | ab | 6.08 | 8.08 | 10.08 | 12.08 | 14.08 | 16.08 | 18.08 | 20.08 | 22.08 | 22.08 |
| Siegen-Weidenau | | 6.12 | 8.12 | 10.12 | 12.12 | 14.12 | 16.12 | 18.12 | 20.12 | 22.12 | 22.12 |
| Siegen-Geisweid Bf | | | | | | | | | | | |
| Kreuztal | | 6.18 | 8.18 | 10.18 | 12.18 | 14.18 | 16.18 | 18.18 | 20.18 | 22.18 | 22.18 |
| Kreuztal-Eichen Bf | | | | | | | | | | | |
| Kreuztal-Littfeld Bf | | | | | | | | | | | |
| Welschen Ennest Bf | | 6.26 | 8.26 | 10.26 | 12.26 | 14.26 | 16.26 | 18.26 | 20.26 | 22.26 | 22.26 |
| Kirchhundem | | | | | | | | | | | |
| LenneStadt-Altenhundem | | 6.36 | 8.36 | 10.36 | 12.36 | 14.36 | 16.36 | 18.36 | 20.36 | 22.36 | 22.36 |
| LenneStadt-Meggen | | | | | | | | | | | |
| LenneStadt Grevenbrück Bf | | 6.42 | 8.42 | 10.42 | 12.42 | 14.42 | 16.42 | 18.42 | 20.42 | 22.42 | 22.42 |
| Finnentrop | an | 6.47 | 8.47 | 10.47 | 12.47 | 14.47 | 16.47 | 18.47 | 20.47 | 22.47 | 22.47 |
| Finnentrop | ab | 6.48 | 8.48 | 10.48 | 12.48 | 14.48 | 16.48 | 18.48 | 20.48 | 22.48 | 22.48 |
| Plettenberg | | 58 | 58 | 58 | 58 | 58 | 58 | 58 | 58 | 58 | 58 |
| Werdohl | | 7.05 | 9.05 | 11.05 | 13.05 | 15.05 | 17.05 | 19.05 | 21.05 | 23.05 | 23.05 |
| Altena (Westf) | | 13 | 13 | 13 | 13 | 13 | 13 | 13 | 13 | 13 | 13 |
| Letmathe | an | 7.22 | 9.22 | 11.22 | 13.22 | 15.22 | 17.22 | 19.22 | 21.22 | 23.22 | 23.22 |
| Letmathe | ab | 7.23 | 9.23 | 11.23 | 13.23 | 15.23 | 17.23 | 19.23 | 21.23 | 23.23 | 23.23 |
| Hagen Hohenlimburg Bf | | 7.27 | 9.27 | 11.27 | 13.27 | 15.27 | 17.27 | 19.27 | 21.27 | 27 | 23.27 |
| Hagen Hauptbahnhof | an | | | | | | | | | 23.39 | |
| Witten Hbf | an | 7.48 | 9.48 | 11.48 | 13.48 | 15.48 | 17.48 | 19.48 | 21.48 | | 23.48 |
| Witten Hbf | ab | 7.49 | 9.49 | 11.49 | 13.49 | 15.49 | 17.49 | 19.49 | 21.49 | | 23.49 |
| Dortmund Hbf | an | 7.59 | 9.59 | 11.59 | 13.59 | 15.59 | 17.59 | 19.59 | 21.59 | | 23.59 |

07 = nur sonntags bis donnerstags 73 = Freitag, Samstag und vor Feiertagen

RE34Siegen - Finnentrop/Iserlohn - Letmathe -
Hagen - Witten - Dortmund -**RE34****RE**